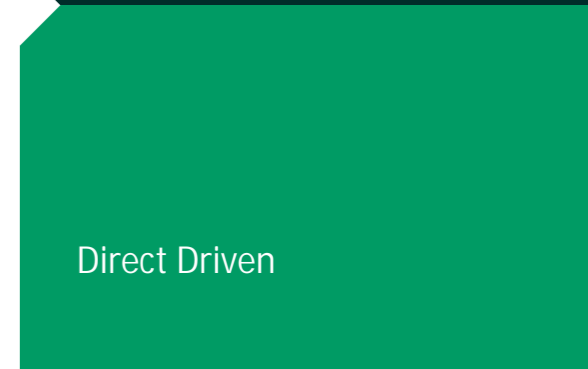





002686



Direct Driven

©

©

This fan features described in the sample, such as size, performance parameters, the Company reserves the right to change without notice; if unknown place, please call us.

Y **C** **a** **i.**

The SYP Series Centrifugal Fan

003-030

The SYZ Series Centrifugal Fan

031-061

The SYB Series Centrifugal Fan

062 -102

The SYBS Series Centrifugal Fan


103-114


Yilida[®]


The Smart Air

SYP SERIES

The SYP Series Centrifugal Fan

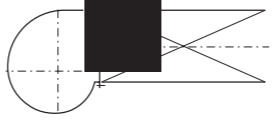






Technical Data

Performance Curves



Overall Size

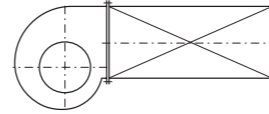
Technical Data

Performance Curves

Overall Size


Technical Data

Performance Curves



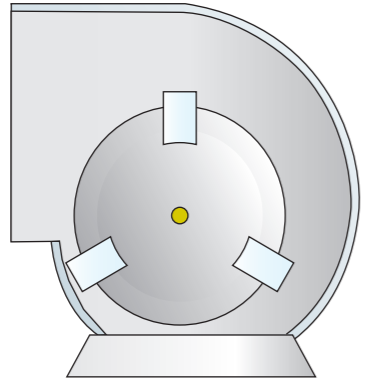
Overall Size






The following text is extremely faint and illegible. It appears to be a list or a series of paragraphs, but the content cannot be discerned.





0000

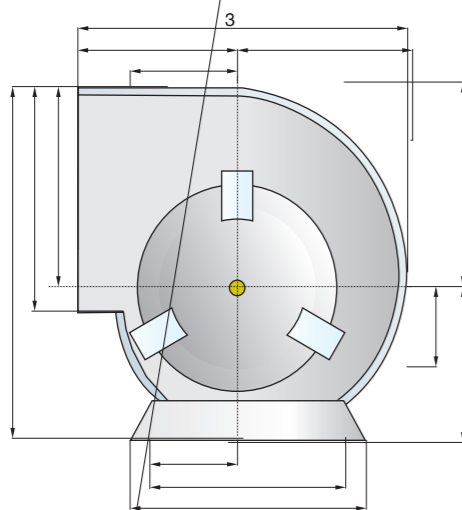



The main body of the page is a large, empty white space, suggesting a blank document or a page where content has been removed.

SYZ 9-7 I 375w-4

SYZ 9-7 I 375w-6

Type: SYZ 9-7 I	m:	15.7 kg	P _N :	375W - 6P					
	U:	220 v	f ₁ :	50HZ					
	I _N :	3.5 A	IP:	IP20					
	n(r/min)	125Hz	250Hz	500Hz	1kHz	2kHz	4kHz	8kHz	L _{vis} dB (A)
A	969	55.0	63.4	59.3	61.7	60.1	57.8	48.7	68.2
B	952	53.0	60.1	61.4	64.5	62.9	62.7	53.7	69.8
C	937	53.2	61.2	64.0	67.6	65.9	66.9	59.2	72.9
D	924	56.1	63.3	65.5	69.4	68.0	69.2	62.0	74.9
E	909	58.5	65.5	66.8	71.0	69.9	71.0	64.4	76.7
F	895	59.8	66.6	67.8	72.2	71.1	72.5	66.1	78.0






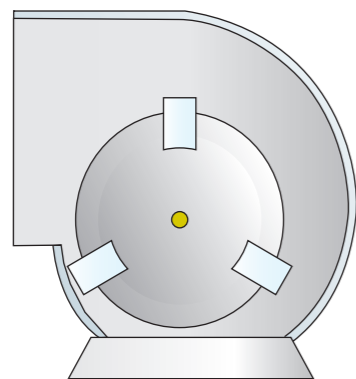
The main body of the page is a large, empty white space, likely intended for text or content that is not visible in this image.

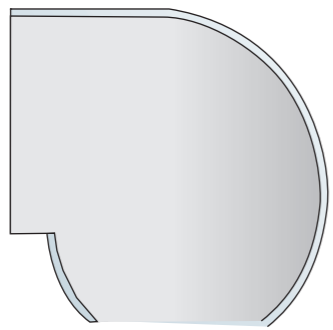

SYZ 9-9 | 375w-6

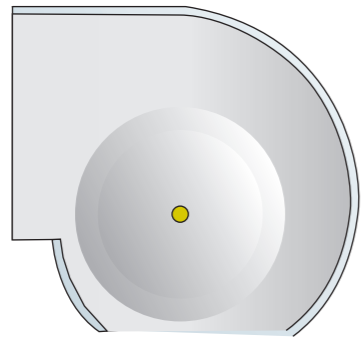

SYZ 9-9 | 450w-4

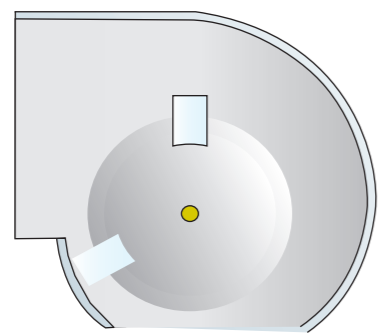

Type: SYZ 9-9 I	m: 16.75 kg	P _N : 450W- 4P
	U: 220 v	f ₁ : 50HZ
	I _N : 5.0 A	IP: IP20

	125Hz	250Hz	500Hz	1kHz	2kHz	4kHz	8kHz	L _{wa} dB (A)
A	65.0	71.2	66.9	69.3	67.6	65.9	57.8	76.0
B	64.1	70.5	66.5	69.9	68.4	66.7	58.5	76.1
C	60.4	67.9	65.1	69.5	68.3	67.2	58.9	75.1
	59.4	67.6	66.7	71.1	69.8	69.1	60.7	76.3
	59.6	67.3	67.6	71.9	70.4	70.2	62.2	77.0
	59.0	66.3	67.2	71.5	70.2	70.4	62.7	76.8




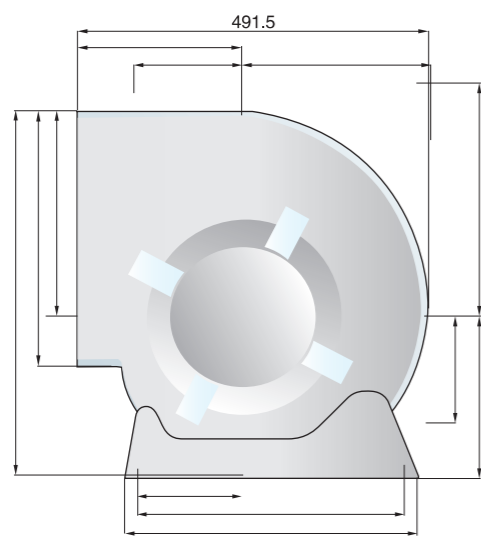




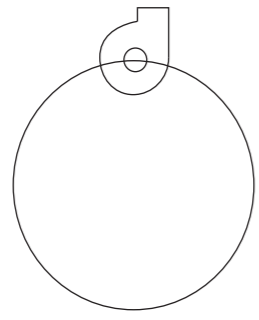



SYZ 12-9 | 550w-6

SYZ 12-9 | 750w-6







SYB SERIES

The SYB Series Centrifugal Fan

Instruct ons

- 1). 1) The rated motor power as calculated herein might not be sufficient to drive the fan with an unrestricted discharge flow. Operating the fan with an unrestricted discharge outlet will result in flow rate that exceeds the specified fan capabilities. Such operation will quickly burn the motor and damage the fan. Great care must be taken in operating the fan to make sure that the maximum rated flows, as provided on the performance charts in this catalog, are not exceeded.
- 2). 2) The fan performance in the catalog is tested under the motor rated speed, we can meet the actual requirement of the user by changing the motor speed.
- 3). 3) Special care should be taken during transportation, load and unload. The fan is limited for use in areas where air substances are non-corrosive, non-toxics and non-erosive.
- 4). 4) Following the installation, the Wheel should be turned by hand or with the use of a wrench to make sure that it turns freely without colliding with other parts of the fan. Once all this is done, the fan can be commissioned normally.
- 5). 5) A flexible connector should be used between the fan out let flange and its mating ductwork. The flex connector should not be over-stretched.
- 6). 6) The inside of the scroll and casing need to be checked to make sure that there are no foreign objects inside the housing, such as tools or loose parts.
- 7). 7) The rotational directions of the motor and Wheel should be checked to ensure that they are in compliance with the specification and purchase orders.
- 8). 8) During ordering it is necessary to state the type of fan, motor type, air flow, air pressure and other parameters.

Technical Data

SYB200 I 0.18kW-4P

Type: SYB200 I	m: 15 kg	P _N : 0.18kW- 4P
	U: 380 v	f ₁ : 50HZ
	I _N : 0.56 A	IP: IP44

55.2 73.2
74.6
77.1
77.5
78.1
78.4

SYB200 I 0.18kW-6P


Type: SYB200 I	m: 15 kg	P _N : 0.18kW- 6P
	U: 380 v	f ₁ : 50HZ
	I _N : 0.79 A	IP: IP44

46.2 55.2 58.7 63.0 60.5 58.6 49.9 67.0
46.6 56.2 58.7 62.6 59.2 56.2 46.0 66.3
50.6 59.1 61.5 65.2 63.1 61.5 52.6 69.7
52.3 60.4 62.8 66.5 64.5 63.4 54.9 71.1
52.8 62.4 64.8 69.1 67.2 66.1 58.5 73.6
54.4 63.3 65.9 70.4 68.5 67.6 60.2 74.9

Overall Size

Technical Data


Overall Size



Technical Data

Overall Size





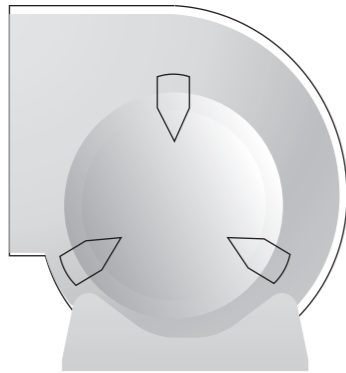
Technical Data


Overall Size



Technical Data

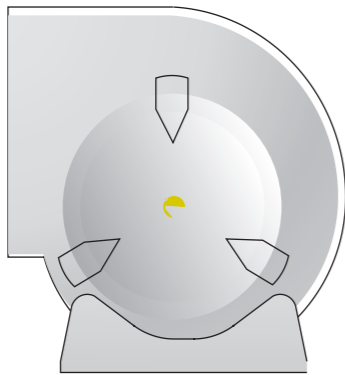
Overall Size





Technical Data

Overall Size

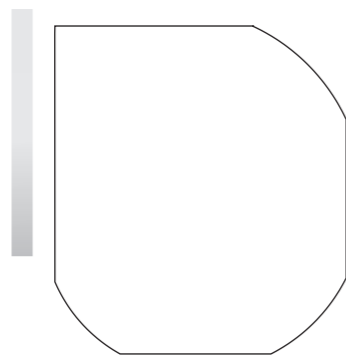



Technical Data

SYB355 I 1.1kW-6P

SYB355 I 1.1kW-8P

Overall Size





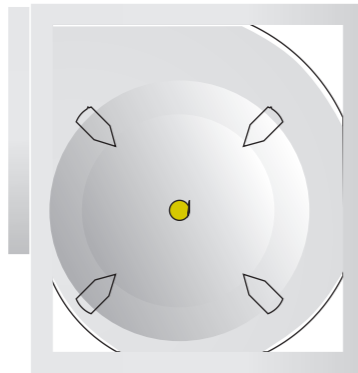
Technical Data

Overall Size



Technical Data

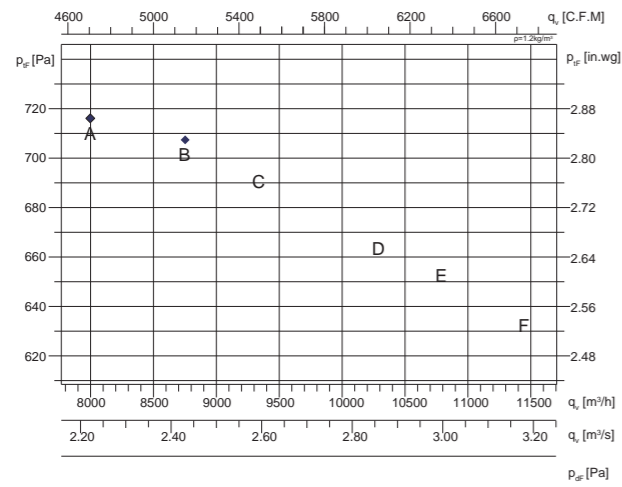
Overall Size





Technical Data

SYB450 I 4kW-6P



Type: SYB450 I		m: 96 kg		P _N : 4kW- 6P					
		U: 380 v		f _i : 50HZ					
		I _N : 9.9 A		IP: IP44					
	n(r/min)	125Hz	250Hz	500Hz	1kHz	2kHz	4kHz	8kHz	L _{wa} dB (A)
A	965	69.3	73.0	81.8	80.5	78.6	75.6	68.7	86.1
B	961	69.2	73.4	83.7	81.4	79.0	76.9	69.8	87.3
C	958	69.5	74.2	84.8	83.0	81.1	77.9	71.1	88.7
D	951	70.6	75.5	85.1	84.9	82.8	78.8	72.4	89.8
E	949	71.0	75.9	85.8	85.0	82.6	80.0	73.0	90.2
F	944	71.7	76.7	85.9	86.2	84.1	81.3	74.3	91.1

Overall Size

Technical Data

Overall Size





SYBS SERIES

Instructions

- 1).
2).
3).
4).
5).
6).
7).
8).
- 1) The rated motor power as calculated herein might not be sufficient to drive the fan with an unrestricted discharge flow. Operating the fan with an unrestricted discharge outlet will result in flow rate that exceeds the specified fan capabilities. Such operation will quickly burn the motor and damage the fan. Great care must be taken in operating the fan to make sure that the maximum rated flows, as provided on the performance charts in this catalog, are not exceeded.
- 2) The fan performance in the catalog is tested under the motor rated speed, we can meet the actual requirement of the user by changing the motor speed.

